

Z-MAX® 6A UTP Modular Cords

- International

Combining the unparalleled performance of an exclusive PCB-based smart plug, alien crosstalk resistant construction and a host of innovative end-user features, Z-MAX 6A UTP modular cords set the bar for Category 6A UTP patching. Modular cords are often overlooked key components to ensure optimum channel performance. Siemon's Z-MAX category 6A UTP cords are 100% factory tested and feature a variety of product enhancements that contribute to the cord's superior electrical and mechanical performance. These cords guarantee reliable long-term category 6A application assurance throughout the life of the warranty. The cable used to manufacture these cords exceeds the specifications set forth by both ANSI/TIA-568.2-D and ISO/IEC 11801-1Ed 1.0.



Siemon's **PowerGUARD** technology with a 75°C operating temperature improves heat dissipation for reduced length derating and bundling requirements in remote powering applications, including PoE and power over HDBaseT (PoH).

High Performance Cable

Z-MAX 6A UTP cords feature a shield barrier construction for excellent alien crosstalk performance and heat dissipation

Jacket

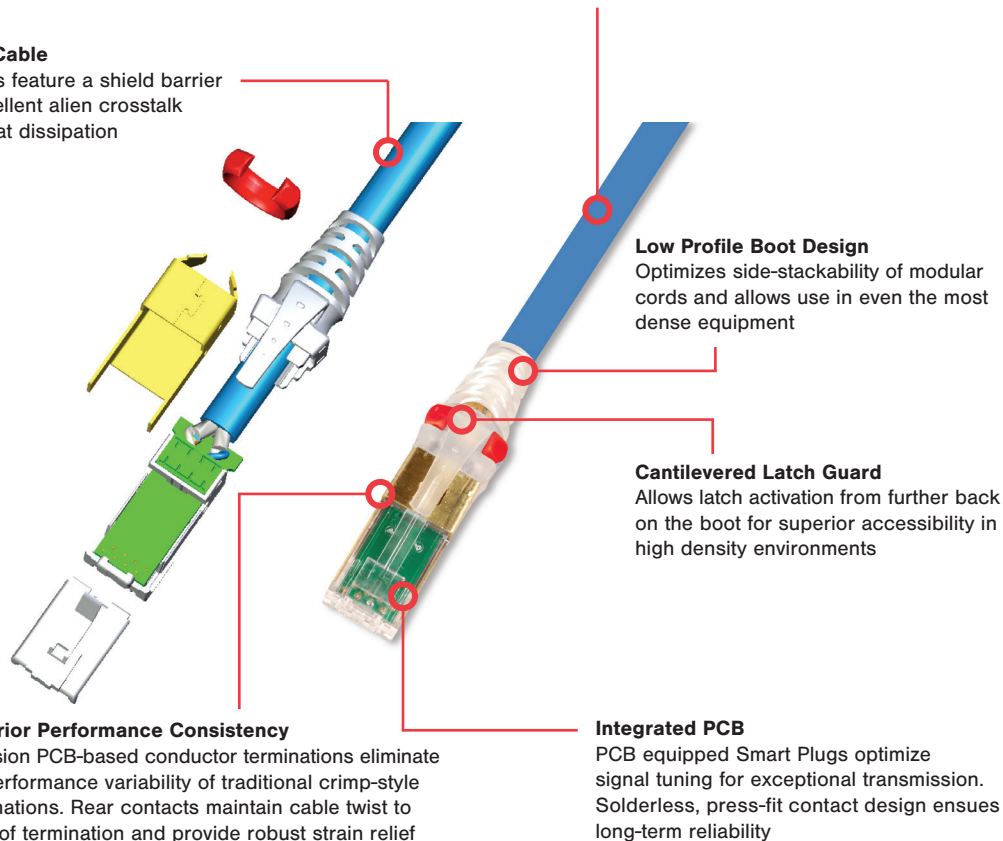
Stranded cords meet flame resistance requirements for both CM and LSOH. Solid cords meet LSOH as specified by part number.

STANDARDS COMPLIANCE

- TIA-568.2-D
- TIA-968-B
- TIA-1096-A
- ISO/IEC 11801-1
- IEC 60603-7
- CM: cUL US Listed
- LSOH: IEC 60332-3-22, IEC 60332-1, 60754, 61034

APPLICATIONS SUPPORT

- 10GBASE-T
- 1000BASE-T
- 100BASE-T
- 10BASE-T
- HDBASE-T
- IEEE 802.3af (Type 1 PoE)
- IEEE 802.3at (Type 2 PoE)
- IEEE 802.3bt (Type 3 PoE)
- IEEE 802.3bt (Type 4 PoE)
- Power Over HDBaseT (PoH)



Low Profile Boot Design

Optimizes side-stackability of modular cords and allows use in even the most dense equipment

Cantilevered Latch Guard


Allows latch activation from further back on the boot for superior accessibility in high density environments

Superior Performance Consistency


Precision PCB-based conductor terminations eliminate the performance variability of traditional crimp-style terminations. Rear contacts maintain cable twist to point of termination and provide robust strain relief

Integrated PCB


PCB equipped Smart Plugs optimize signal tuning for exceptional transmission. Solderless, press-fit contact design ensures long-term reliability



Cords are 100% transmission tested to ensure compliance with applicable standards requirements.



Removable clips allow field color coding even when cords are connected.



Solid single and double ended assemblies are available for consolidation point and equipment cord applications.

Product Information

PERFORMANCE SPECIFICATIONS*

ELECTRICAL

Contact Resistance	10 mΩ
Input to Output Resistance	200 mΩ
Min. Dielectric Withstand Voltage (contact to contact)	1000 V DC or AC peak
Insulation Resistance	500 mΩ
Compatibility	Category 6A, 6 and 5e
Current Rating @ 25° C	1.5 A
Power over Ethernet	PoE (Type 1,2,3,4) PoH

MECHANICAL - GENERAL

Operating Temperature	-20 to 75° C, (-4 to 167° F)
Flammability Rating	UL 94 V-0
Green Features	RoHS, lead-free, halogen-free, PVC free
Plug Housing Materials	Polycarbonate
Contact Materials	50 microinches gold plating or equivalent
Plastic Materials	Flame retardant themoplastic
Marking	P/N, length, performance level

MECHANICAL - PLUG

Number of Plug Insertion Cycles	2500
Min. Plug Retention Force	50N (11.2 lbf)
Plug Compatibility	Compatible with RJ45 outlets
Cable to Plug Tensile Strength (min.)	20 lbs.

MECHANICAL - CABLE (STRANDED)

Wire Size Range (Nominal)	26 AWG 7x34 Stranded bare copper
Cable OD (Nominal)	6.3mm (0.25 in.)
Wiring	T568A/B
Jacket type	CM/LS0H
Bend Radius	25mm (1.0 in.)

MECHANICAL - CABLE (SOLID)

Wire Size Range (Nominal)	23 AWG Solid bare copper
Cable Construction	UTP
Cable OD (Nominal)	7.7mm (0.31 in.)
Wiring	T568A/B
Jacket type	LS0H
Bend Radius	30mm (1.18 in.)

Ordering Information

ZM6A-(XX)M-(XX) ----- Z-MAX 6A UTP, double-ended, stranded modular cord, clear boot, T568A/B, CM/LS0H

Length	Jacket Colour
01 = 1m (3.3 ft.)	01 = Black 05 = Yellow
1.5 = 1.5m (5 ft.)	02 = White 06 = Blue
02 = 2m (6.6 ft.)	03 = Red 07 = Green
03 = 3m (9.8 ft.)	04 = Grey 09 = Orange
04 = 4m (13.1 ft.)	
05 = 5m (16.5 ft.)	
7.5 = 7.5m (24.6 ft.)	

Add "B" to end of part number for bulk project pack of 100 cords.

CLIP-(XX) ----- Colour coding clip, bag of 25

Clip Colour
01 = Black 04 = Grey 07 = Green
02 = White 05 = Yellow 08 = Violet
03 = Red 06 = Blue 09 = Orange



ZC6A-(XX)M(X)-L(X)----- Z-MAX 6A UTP, solid modular cord, violet jacket, clear boot, LS0H

Length	Plugs
03 = 3m (10 ft.)	(Blank) = Single-Ended
05 = 5m (16.4 ft.)	D = Double-ended (T568A/B)
10 = 10m (33 ft.)	
15 = 15m (49 ft.)	
20 = 20m (65.6 ft.)	
	Wiring
	A = T568B
	T = T568A

Cable assembly constructed with EU CPR rated cable - E_{ca}



Because we continuously improve our products, Siemon reserves the right to change specifications and availability without prior notice.

North America P: (1) 860 945 4200	Asia Pacific P: (61) 2 8977 7500	Latin America P: (571) 657 1950/51/52	Europe P: (44) 0 1932 571771	China P: (86) 215385 0303	India Middle East P: (971) 4 3689743
--------------------------------------	-------------------------------------	--	---------------------------------	------------------------------	---

Siemon Interconnect Solutions
P: (1) 860 945 4213
www.siemon.com/SIS